

Note: The VH-LG RK fits both the VH-LG and the VH-LG Mini. Only the VH-LG is pictured.

PARTS



TOOLS



⚠ WARNING

1. Read all instructions for future reference.
2. Follow all warnings and instructions marked on the product.
3. Do not stand on the VersaHaul.
4. Do not ride any vehicle while loading onto the VersaHaul.
5. Always store the VersaHaul carrier in a safe place.
6. Never exceed vehicle tongue weight ratings.
7. Only use VersaHaul with Class 3 or 4 hitch. Most Class 3 hitches limit the VersaHaul to 500 lbs. total hauling capacity.
8. Improper use, storage or installation of carrier could result in death or serious injury.
9. Do not put any VersaHaul on a 5th wheel trailer or any other kind of trailer.

LIMITED WARRANTY

The Limited Warranty on the VersaHaul Carrier.

BNK, INC warrants the carrier and related components. This warranty applies to any part found to be defective due to material and/or workmanship when inspected at the factory of BNK, Inc., Winamac, IN. BNK Inc. will, at its option, repair or replace defective parts to the original purchaser at no charge other than transportation. Sale receipt as proof of date of purchase is required, which will be returned. BNK, Inc. assumes no liability for labor charges made in performance of this warranty.

The warranty periods are as follows from date of purchase:

CARRIER FOR 1 YEAR, VOID IF: frame is broken or bent due to abuse. example: (underside scraped abusively)

ALL WARRANTIES ARE VOID IF: the carrier has been rented, used under abnormal conditions, or subjected to abuse, misuse, neglect, or improper maintenance.

All warranties should be handled at point of purchase unless other arrangements are made.

BNK, Inc. is not liable for any damage claim or liability claim, personal or otherwise resulting from operation of this carrier in any way. All transportation charges for items returned for warranty evaluation and/or replacement are to be borne by the customer.

For one (1) year from the date of purchase, BNK, Inc. will repair or replace for the original purchaser, without charge, any part or parts are manufactured by BNK, Inc. and found, upon examination at our factory in Winamac, to be defective in materials and/or workmanship.

All transportation charges on parts submitted for replacement under this warranty must be borne by the purchaser. This warranty does not apply to parts not manufactured by BNK, Inc. Their manufacturer may warrant these items. This warranty does not apply to any part which has been damaged by accident, alteration, abuse, improper adjustment, normal wear, or any other cause beyond our control.

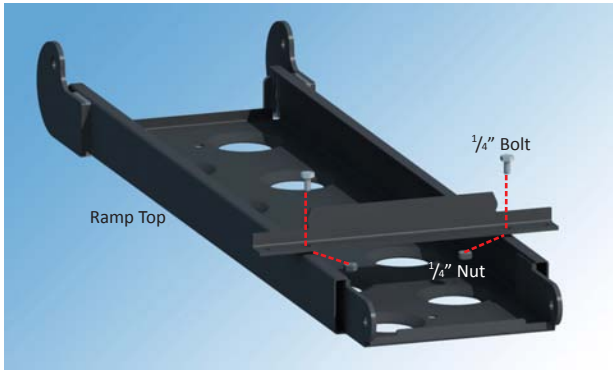
Use of replacement parts other than genuine BNK, Inc. parts may impair the safety of your machine and void this warranty.

IMPORTANT


THIS WARRANTY IS VOID UNLESS THE PRODUCT REGISTRATION CARD IS FILLED OUT COMPLETELY AND RETURNED TO THE FACTORY AT WINAMAC, IN. WITHIN TEN (10) DAYS OF PURCHASE.

OUR WARRANTY COVERS OUR PRODUCT FOR ONE YEAR. WE ARE NOT ABLE TO EXCHANGE USED VERSAHAUL CARRIERS FOR REFUNDS OR NEW CARRIERS.

ASSEMBLING YOUR RAMP KIT

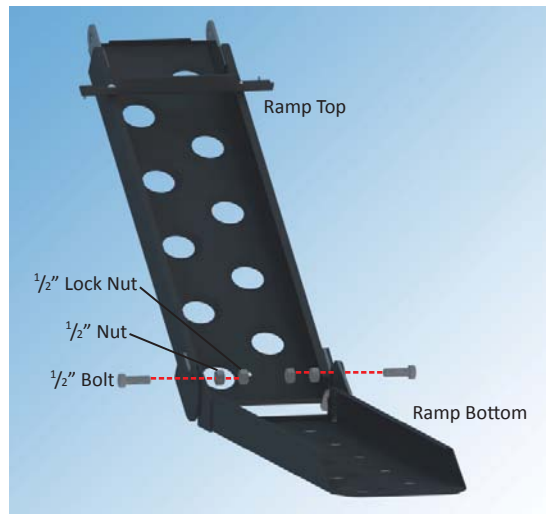


Step 1
Attach each Spring Bracket to each VH-LG RampTop part using the 1/4" Bolts and Nuts.

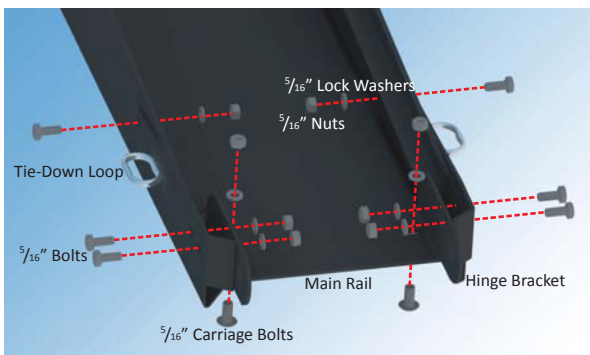
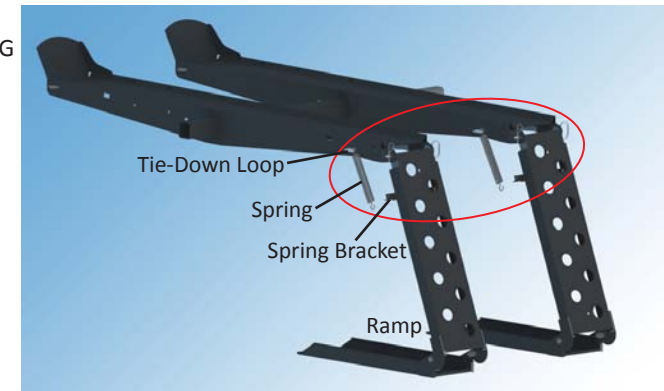


Step 4
Attach the VH-LG Ramps to the VH-LG Carrier Rails by using the Hinge Pins. Lock the Hinge Pins using the Cotter Pins.

Step 2
Attach the VH-LG Ramp Top part to the VH-LG Ramp Bottom part by screwing the 1/2" x 1 1/4" Bolt with the 1/2" Nut, followed by the 1/2" Lock Nut.



Step 5
Position the assembled VH-LG as shown and attach the Springs onto the Tie-Down Loops on the Hinge Bracket and the outer holes on the Spring Brackets. Once the Springs are attached, pull Ramps upwards to the store position and your VH-LG carrier is ready to be used.



Step 3
Attach each of the Hinge Brackets to one end of the VH-LG Carrier Rails using the 5/16" Bolts, 5/16" Lock Washers, and 5/16" Nuts. The pre-assembled Tie-Down Loops on that end of the rail need to be removed before assembling the Hinge Bracket. Rescrew the 5/16" Carriage Bolts previously holding the Tie-Down Loops to hold the Hinge Bracket as well.



Assembled VH-LG carrier with VH-LG RK.



VH-MG Mini with VH-LG RK in use.

ASSEMBLED VH-LG RK